

the Art of Presenting



S. Dalí

Art of Presenting:

Communication is the key

Art of Presenting:

Communication is the key

What do you want to say?

Ideas are most important part of your presentation.

Art of Presenting:

Communication is the key

What do you want to say?

Do not need fancy graphics, etc.

They only help if help tell story/impart info.

Visuals are important because many people learn visually.

Art of Presenting:

Get organized.

Start with outline...

What are the ideas/concepts.

Art of Presenting

What visuals do you have, and how will they help you tell your story?

Art of Presenting

Do they look good?

Are they readable?

Are they properly labeled?

Art of Presenting

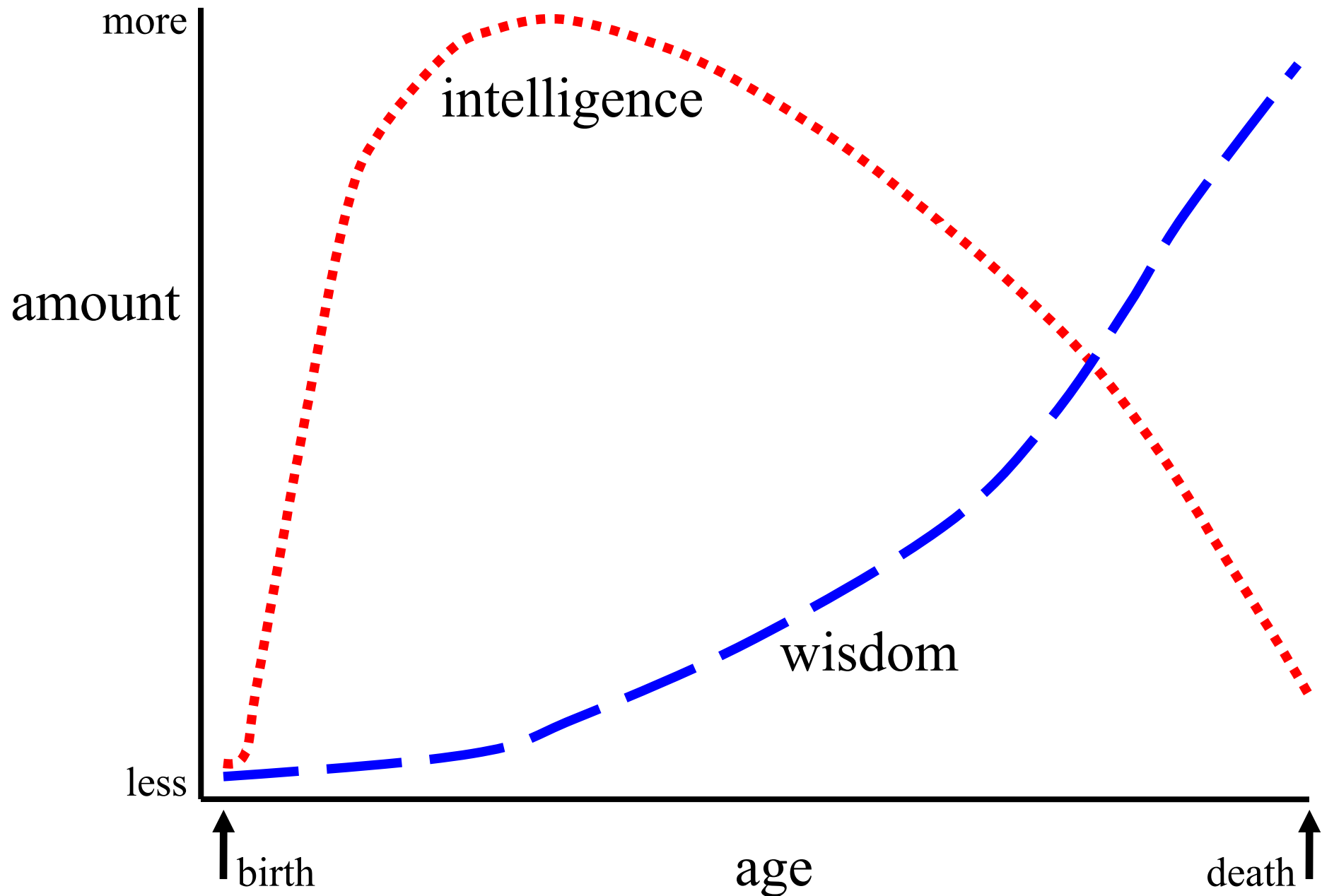
Visuals should not make things confusing;
they should help not hinder.

Art of Presenting

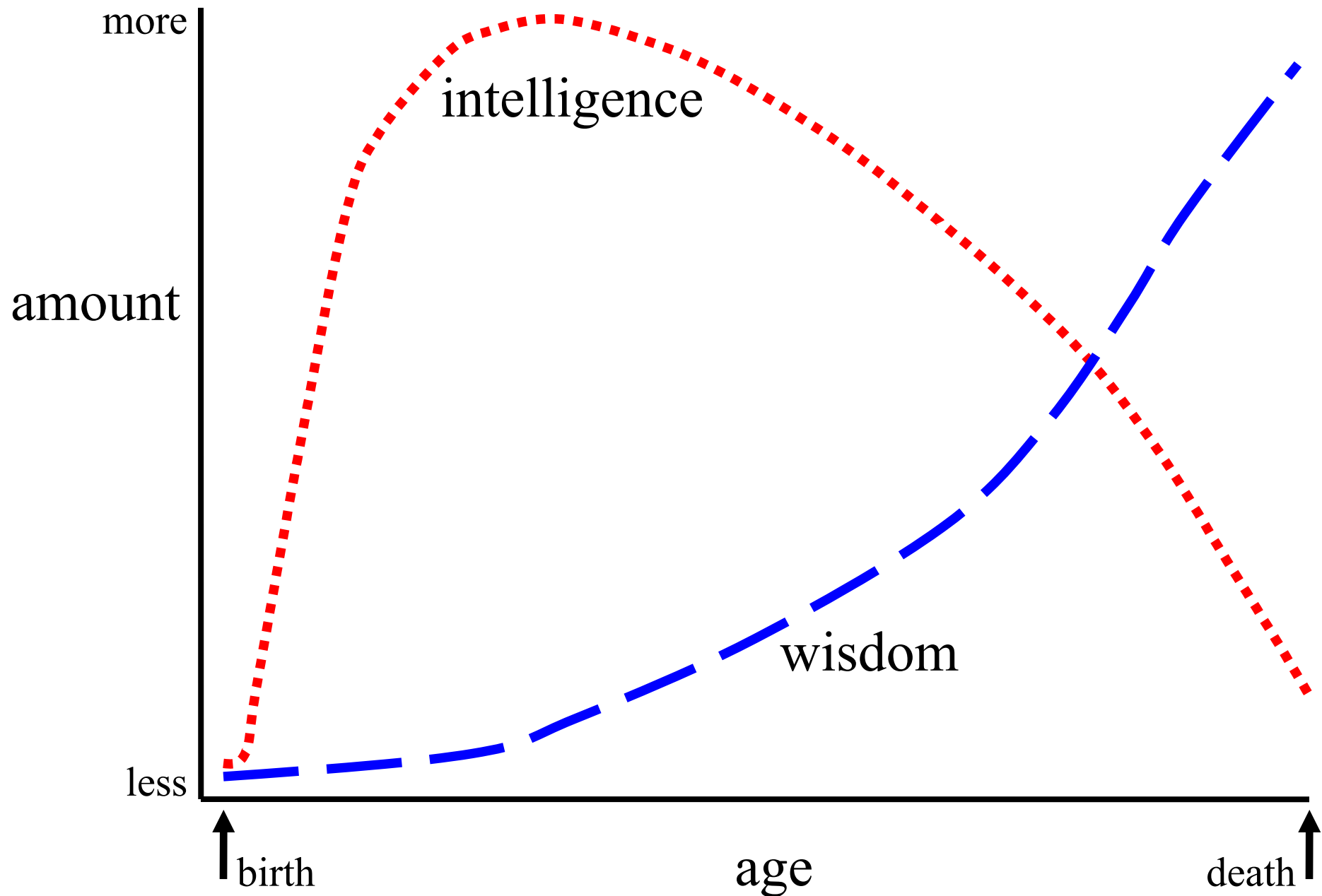
Do not want visuals to make things confusing.

Colors, animations, etc may help if clarify your point(s), but might distract.

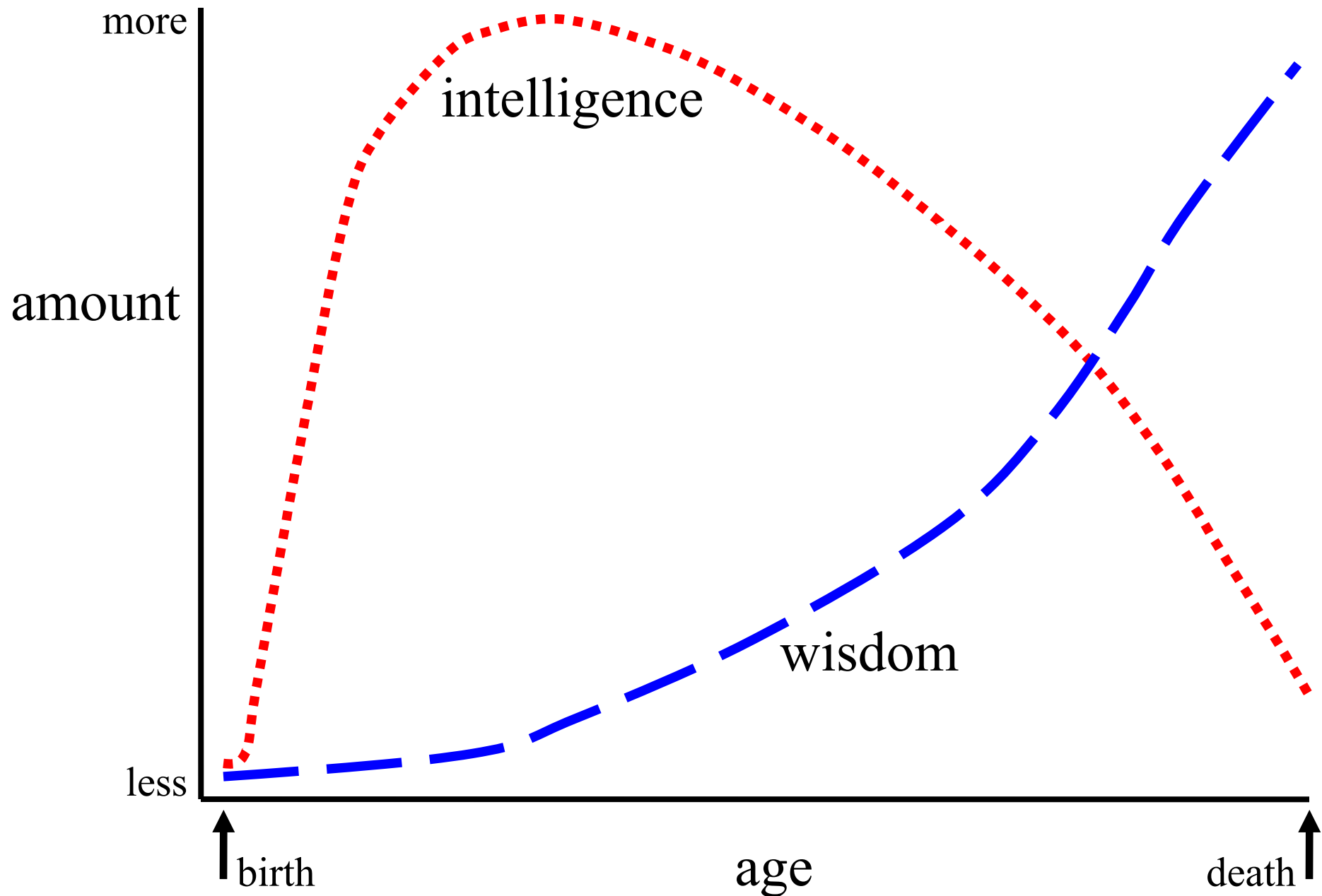
inverse relationship between intelligence and wisdom



inverse relationship between intelligence and wisdom



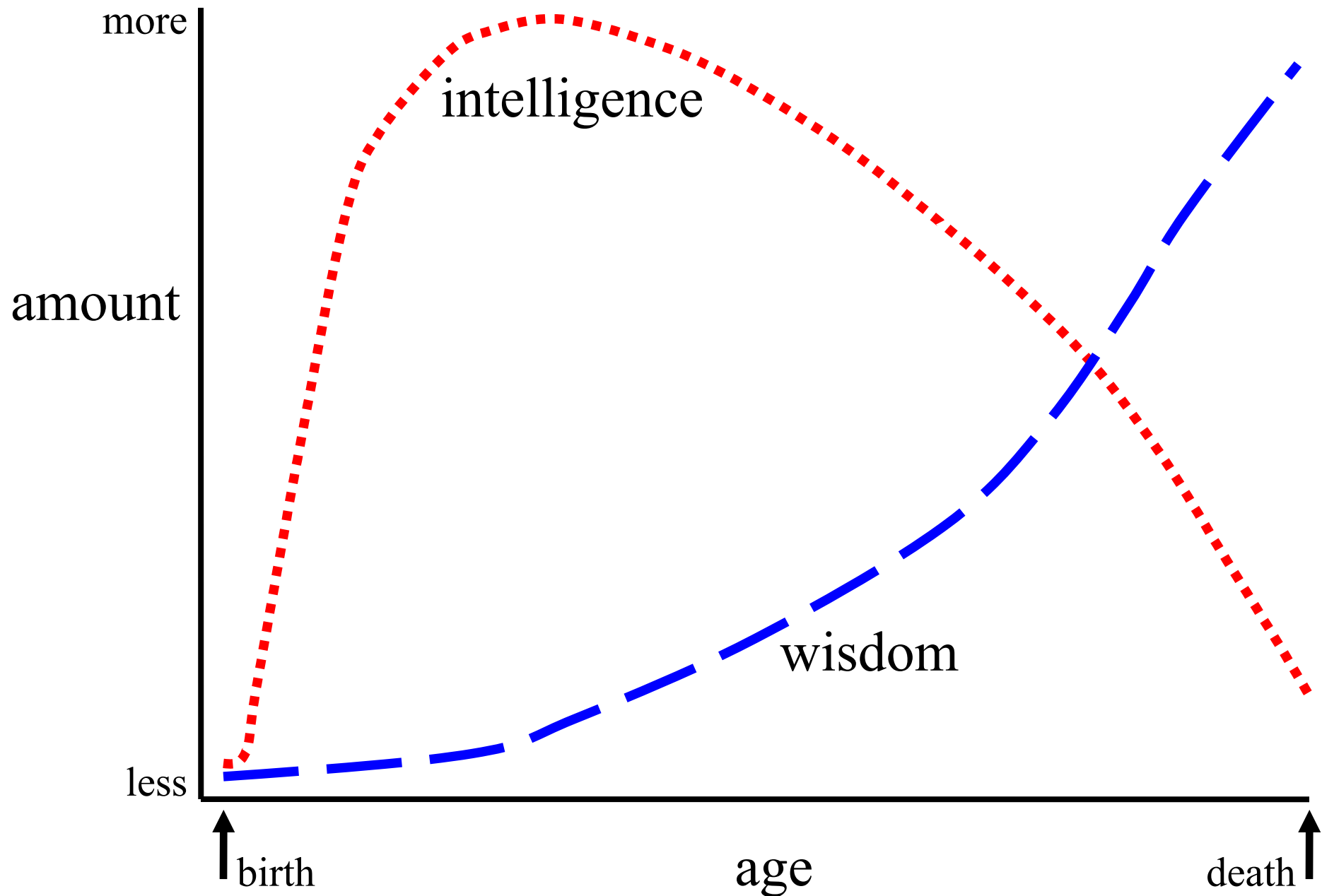
inverse relationship between intelligence and wisdom



Age, Intelligence, and Wisdom

Age (years)	Intelligence	Wisdom
0.5	22	3
1.2	29	9
2	55	22
3	67	25
4	72	28
9	114	31
14	134	32
18	145	35
25	156	38
37	155	49
42	152	55
49	134	59
55	123	71
62	111	88
79	94	129
87	84	168

inverse relationship between intelligence and wisdom



Art of Presenting

Do not want visuals to make things confusing.

Colors, animations, etc may help if clarify your point(s), but might distract.

You do **not** need a table, bar graph, pie chart, and venn diagram all for the same data.

Art of Presenting

Now you have your basic ideas and the visuals to help explain your ideas...

What explanation and/or introduction is needed for your audience to understand?

Art of Presenting

Who is audience?

What experience level do they have?

What are they interested in?

How much detail is appropriate?

What background will they need?

Art of Presenting

So far you have: your ideas, the appropriate level, an introduction, visuals

What order will help communicate your point(s)?

Art of Presenting

So far you have: your ideas, the appropriate level, an introduction, visuals

What order will help communicate your point(s)?

Now it is time to put the presentation together.

Art of Presenting

Style: look at audience. Not at floor, ceiling, screen, etc...

Art of Presenting

Style: look at audience. Not at floor, ceiling, screen, etc.

Everyone is nervous, don't worry.

Art of Presenting

Everyone is nervous.

Try looking over their heads, look at specific people, soft focus whatever.

Art of Presenting

Project toward the rear of room.

You do not need to yell, just project.

Art of Presenting

Project toward the rear of room.

Have confidence, not cocky, just confident.

Engage audience. Move, pause, is everyone following?

Art of Presenting

Project toward the rear of room.

Monotone bad.

Art of Presenting

Show enthusiasm.

Point, show, explain.

Art of Presenting

Show enthusiasm.

Ideas should be clearly stated.

Art of Presenting

Don't copy whole paragraphs.

Use bullets, etc.

You do not want/need everything written on slides, that is too busy.

You are there to explain.

Art of Presenting

Throughout your presentation use an outline or tell your audience where you are in presentation.

Art of Presenting

Use feedback from audience.

Are they following?

Are they bored?

Are they lost?

Art of Presenting

You must multi-task during your presentation.

Art of Presenting

You must multi-task during your presentation.

How is it going?

Where are you?

Where are you going?

Are you making the necessary connections
between slides and ideas?

Art of Presenting

For inquiry 2 (and 3) your oral reports will be computer presentations

Powerpoint, Open Office, Keynote, etc...

Art of Presenting

Practice using presentation software, like you did with excel.

How will you import figures etc?

Art of Presenting

Practice using presentation software.

How will you import figures etc?

In case of compatibility issues, always save your presentation as a pdf.

Art of Presenting

Communication is the key

Everyone has given or will give a bad presentation.

Everyone has been or will be to a bad presentation.

Art of Presenting

Communication is the key

Everyone has given or will give a bad presentation.

Everyone has been or will be to a bad presentation.

This can be great learning experience in what **not** to do.

Inquiry 2 written report

- **Authors** (Everyone in the group should do enough work to be a co-author.)
- **Title**
- **Abstract** (Do not to exceed 250 words.)
- **Introduction**
- **Results**
- **Discussion**
- **Materials and Methods**
- **References**
- **Responsibilities- Describe who did what part of the work.**

Written Reports:

Most of what applies to making a good presentation applies to a good paper.

Written Reports:

Most of what applies to making a good presentation applies to a good paper.

Goal = clear communication of ideas

Written Reports:

Most of what applies to making a good presentation applies to a good paper.

Goal = clear communication of ideas

Writing requires you to be more explicit and give careful explanations. You are not there to judge audience reaction.

Written Reports:

Organization is central to successful writing.

Written Reports:

Organization is central to successful writing.

Start with a general outline that gets successively more detailed.

Written Reports:

Yes, grammar matters. Poor grammar means your reader(s) will not be able to understand your ideas.

Written Reports:

Divide work and stay in touch.

Written Reports:

Be clear about expectations.

Do your part.

If problems arise, fix them quickly and/or tell your group members.

Lessons so far...

Be safe. Everyone should finish the semester with all toes, fingers, eyes, and teeth.

Wash hands when leaving lab.

Lessons so far...

If in doubt, ask.

Be safe. Everyone should finish the semester with all toes, fingers, eyes, and teeth.


Wash hands when leaving lab.

Disposal:

A TA must be present and sign form.

Art of Presenting and Writing

Communication is the key



IF YOU KEEP SAYING "BEAR WITH ME FOR A MOMENT", PEOPLE TAKE A WHILE TO FIGURE OUT THAT YOU'RE JUST SHOWING THEM RANDOM SLIDES.

inverse relationship between intelligence and wisdom

